

ConnTact

Tactile Assembly Framework

SOUTHWEST RESEARCH INSTITUTE®

<https://github.com/swri-robotics/ConnTact>




ADVANCED SCIENCE. APPLIED TECHNOLOGY.

Goals

Agile Easy to set up, modify, and repurpose

*Hardware-
Agnostic* Algorithms function without
modification on different computers
and robots

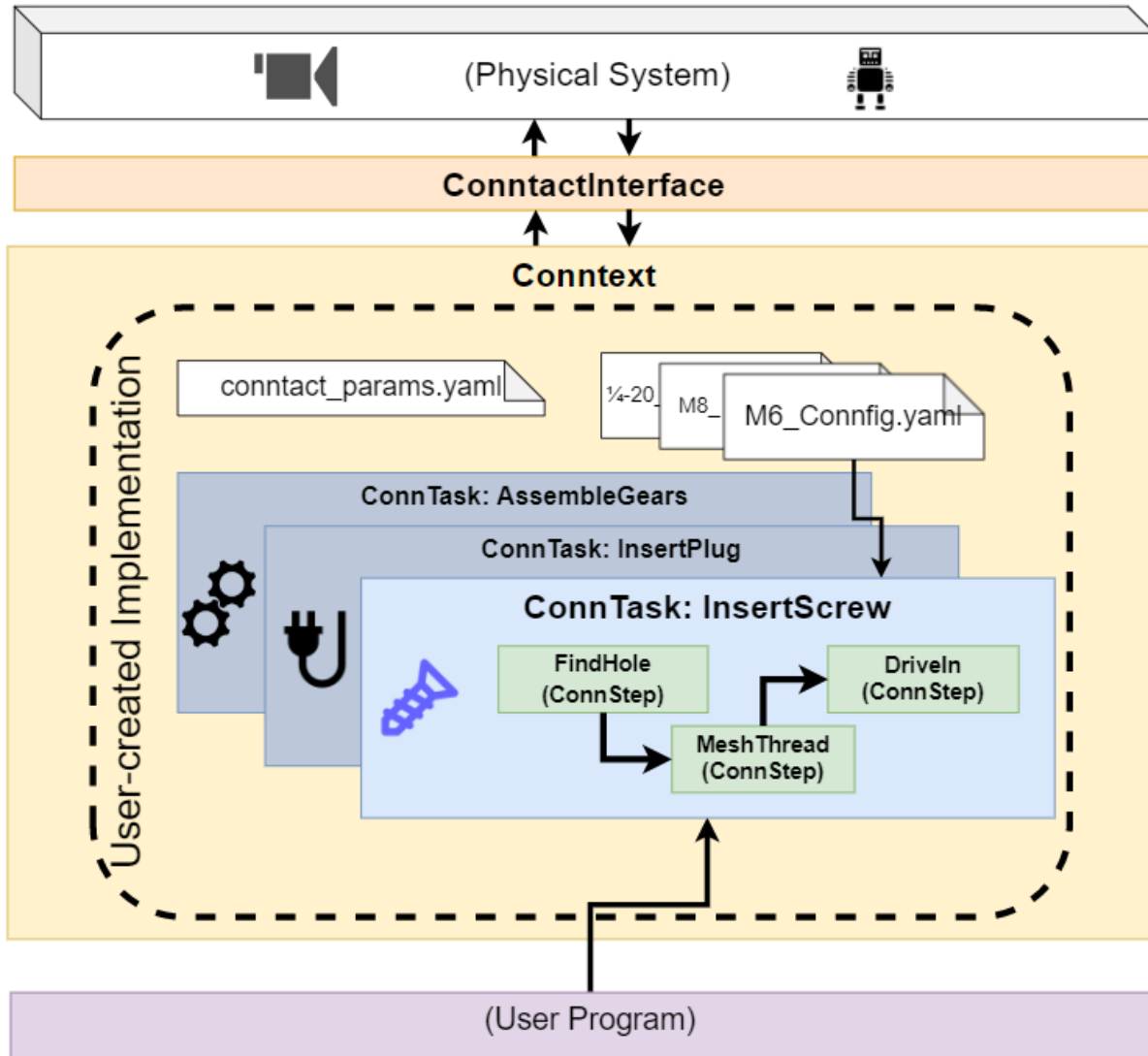
Compliant Robotics



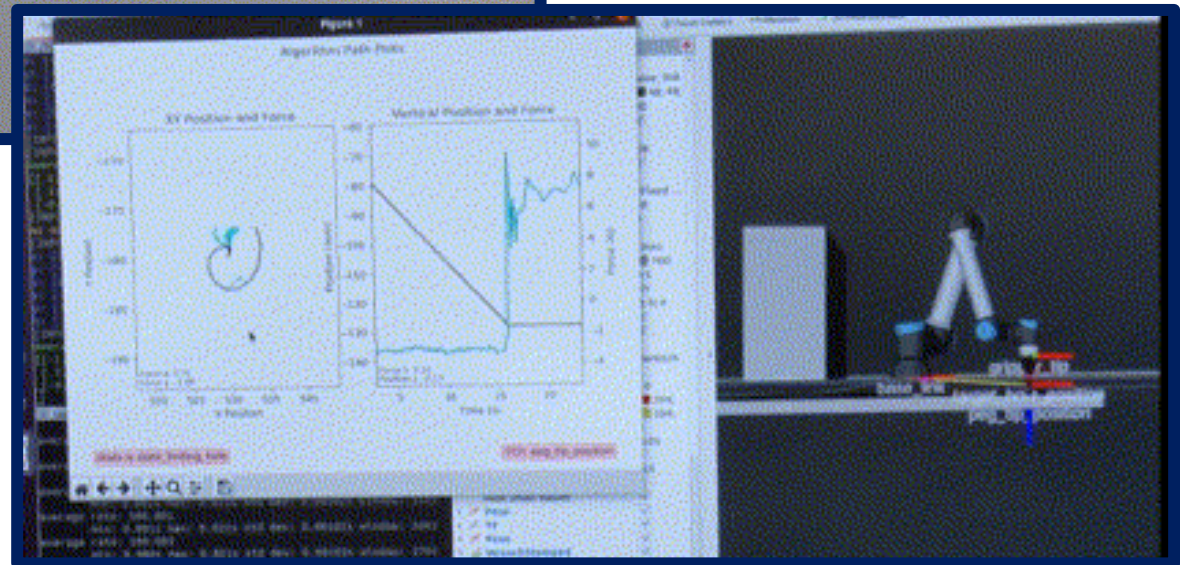

UR10e running Cartesian Compliance Controller

https://github.com/fzi-forschungszentrum-informatik/cartesian_controllers

Overview



Spiral Search Peg Insertion



<https://rosindustrial.org/news/2021/10/14/introducing-the-contact-assembly-framework>

SpiralSearch Code Solution: State Machine

Declare
states

Declare the
transitions
between
states

Attach a
behavior to
each state

```
class SpiralSearch(ConnTask):

    def __init__(self, conntext, interface, connfig_name):

        #Declare the official states list here. These will be passed into the machine.
        states = [
            START_STATE,
            APPROACH_STATE,
            FIND_HOLE_STATE,
            INSERTING_PEG_STATE,
            COMPLETION_STATE,
            EXIT_STATE,
            SAFETY_RETRACT_STATE
        ]

        # Define the valid transitions from/to each state. Here's where you define the topology of the state machine.
        # The Machine executes the first transition in this list which matches BOTH the trigger AND the CURRENT state.
        # If no other trigger is set at "self.next_trigger", Conntact will automatically fill in "RUN_LOOP_TRIGGER"
        # which runs the Execute method of the current Step object.
        transitions = [
            {'trigger':APPROACH_SURFACE_TRIGGER , 'source':START_STATE , 'dest':APPROACH_STATE },
            {'trigger':STEP_COMPLETE_TRIGGER , 'source':APPROACH_STATE , 'dest':FIND_HOLE_STATE },
            {'trigger':STEP_COMPLETE_TRIGGER , 'source':FIND_HOLE_STATE , 'dest':INSERTING_PEG_STATE },
            {'trigger':STEP_COMPLETE_TRIGGER , 'source':INSERTING_PEG_STATE , 'dest':COMPLETION_STATE },
            {'trigger':STEP_COMPLETE_TRIGGER , 'source':COMPLETION_STATE , 'dest':EXIT_STATE },
            {'trigger':SAFETY_RETRACTION_TRIGGER , 'source':'*' , 'dest':SAFETY_RETRACT_STATE,
             'unless':'is_already_retracting' },
            {'trigger':STEP_COMPLETE_TRIGGER , 'source':SAFETY_RETRACT_STATE, 'dest':APPROACH_STATE },
            {'trigger':RUN_LOOP_TRIGGER , 'source':'*' , 'dest':None, 'after':
            'run_step_actions'}
        ]

        self.step_list:dict = { APPROACH_STATE: (FindSurface, []),
                                FIND_HOLE_STATE: (SpiralToFindHole, []),
                                INSERTING_PEG_STATE: (FindSurfaceFullCompliant, []),
                                SAFETY_RETRACT_STATE: (SafetyRetraction, []),
                                COMPLETION_STATE: (ExitStep, [])
                                }

        # #Initialize the state machine "Machine" init in your Conntask instance
        ConnTask.__init__(self, conntext, states, transitions, connfig_name=connfig_name)
```



SpiralSearch Code Solution: State Behaviors

“Move down until you bump into something, and record the surface height”



“Move outward in a spiral until you drop past the surface”



(Math to define a spiral)



```
class FindSurface(ConnStep):  
  
    def __init__(self, connTask: ConnTask) -> None:  
        ConnStep.__init__(self, connTask)  
        self.comply_axes = [0, 0, 1]  
        self.seeking_force = [0, 0, -7]  
  
    def exit_conditions(self) -> bool:  
        return self.is_static() and self.in_collision()  
  
    def on_exit(self):  
        """Executed once, when the change-state trigger is registered.  
        """  
        # Measure flat surface height and report it to AssemblyBlocks:  
        self.task.surface_height = self.conntext.current_pose.transform.translation.z  
        return super().on_exit()
```

```
class SpiralToFindHole(ConnStep):  
  
    def __init__(self, connTask: (ConnTask)) -> None:  
        ConnStep.__init__(self, connTask)  
        self.seeking_force = [0, 0, -7]  
        self.spiral_params = self.task.config['task']['spiral_params']  
        self.safe_clearance = self.task.config['objects']['dimensions']['safe_clearance']/100 #convert to m  
        self.start_time = self.conntext.interface.get_unified_time()  
  
    def update_commands(self):  
        """Updates the commanded position and wrench. These are published in the ConnTask main loop.  
        """  
        #Command wrench  
        self.task.wrench_command_vector = self.conntext.get_command_wrench(self.seeking_force)  
        #Command pose  
        self.task.pose_command_vector = self.get_spiral_search_pose()  
  
    def exit_conditions(self) -> bool:  
        return self.conntext.current_pose.transform.translation.z <= self.task.surface_height - .0004  
  
    def get_spiral_search_pose(self):  
        """Generates position, orientation offset vectors which describe a plane spiral about z;  
        Adds this offset to the current approach vector to create a searching pattern. Constants come from Init;  
        x,y vector currently comes from x_ and y_pos_offset variables.  
        """  
        # frequency=.15, min_amplitude=.002, max_cycles=62.83185  
        curr_time = self.conntext.interface.get_unified_time() - self.start_time  
        curr_time_numpy = np.double(curr_time.to_sec())  
        frequency = self.spiral_params['frequency'] #because we refer to it a lot  
        curr_amp = self.spiral_params['min_amplitude'] + self.safe_clearance * \  
            np.mod(2.0 * np.pi * frequency * curr_time_numpy, self.spiral_params['max_cycles']);  
        x_pos = curr_amp * np.cos(2.0 * np.pi * frequency * curr_time_numpy)  
        y_pos = curr_amp * np.sin(2.0 * np.pi * frequency * curr_time_numpy)  
        x_pos = x_pos + self.task.x_pos_offset  
        y_pos = y_pos + self.task.y_pos_offset  
        z_pos = self.conntext.current_pose.transform.translation.z  
        pose_position = [x_pos, y_pos, z_pos]  
        pose_orientation = [0, 1, 0, 0] # w, x, y, z  
  
        return [pose_position, pose_orientation]
```

SpiralSearch Code Solution: ROS node

All Tasks needed
for this application


Instantiate Interface
and Conntext

Instantiate the
Conntask, passing in
Connfig, then run

```
19 conntasks = {
20     "SpiralSearch": SpiralSearch
21 }
22
23
24 if __name__ == '__main__':
25     rospy.init_node("demo_assembly_application_compliance")
26
27     # initialize the Conntact environment by starting up the interface and conntext
28     interface = ConntactROSInterface("contact_params")
29     conntext = Conntext(interface)
30
31     # Load the params for this example from the params file and process them in.
32     params = interface.load_yaml_file("peg_in_hole_params")
33     task_info = params['contact_info']['task_list']
34     interface.register_frames(read_board_positions(task_info['position'], params))
35
36     # The below could be run in a loop to execute all tasks specified in the task_list. Not currently implemented.
37
38     # Instantiate the task called for in the task_list:
39     task = conntasks[task_info['task']](conntext, interface, task_info['connfig'])
40
41     # ** here's where you would do pathing stuff to move the robot close to the task location.
42     # Begin the Task:
43     task.main()
44     interface.send_info(Fore.MAGENTA + "Node has control again!" + Style.RESET_ALL)
```



Conclusion



Example program summary:

- 230 lines of code
- 2 YAML files

Upcoming goals:

- Full ROS 2 support
- More example applications